

# Servotech Advanced On-Grid & Hybrid Solar Inverters



# Servotech Advanced On-Grid & Hybrid Solar Inverters



Servotech Renewable Power System Ltd.

## Our Company

**Servotech Renewable Power System Ltd.** (Formerly known as Servotech Power Systems Ltd.) is committed to driving transformative change by fostering a green future through sustainable development and continuous innovation. Our eco-friendly products are designed to lead the charge in renewable energy and electric mobility. With over two decades of industry expertise, we have crafted high-value solutions that make a meaningful impact.

Our product portfolio includes comprehensive solar solutions such as Solar Panels, Solar Inverters, ESS, AC & DC EV Chargers, Servo Stabilizers, Solar Batteries. A standout in this lineup are the newly launched inverters which exemplify our forward-thinking approach. These advanced inverters are designed to seamlessly integrate with our high-quality solar panels, efficiently powering multiple households. Servotech remains at the forefront of Solar & EV Charging technology, consistently delivering superior performance and innovation to our customers.

## Our Mission

Our vision, 'Produce Green to Live Green', is to lead the global transition to net-zero emissions. We are committed to creating and introducing world-class renewable energy solutions that eliminate reliance on fossil fuels, ensuring a sustainable future for generations to come.

## Our Vision

To provide the most advanced cutting-edge technological and innovative solutions for a sustainable future. To empower our skilled workforce through knowledge sharing, associations, and collaborations to help society embrace the change of energy transition.

# Our Esteemed Partners



Madhya Pradesh Urja  
Vikas Nigam



Kempegowda  
INTERNATIONAL  
AIRPORT  
BENGALURU



And Many More...

# Solvion Series


## Single Phase On-Grid Solar Inverter



### APPLICATIONS




**Residential  
Rooftops**



**Commercial  
Buildings**



**Educational and  
Institutional Buildings**



**Community  
Solar Projects**



**Wide Input  
Voltage Range**



**Power export  
limit**



**Compact and  
easy to install**



**Wifi/GPRS/Lan  
communication  
optional**

### Range Available

**1kW | 2kW | 3kW | 4kW | 5kW | 6kW**

# Solvion Series Single Phase On-Grid Solar Inverter

## Technical Specifications

Model No	ST-ONGINV1KW/S11	ST-ONGINV2KW/S11	ST-ONGINV3KW/S11	ST-ONGINV4KW/S11	ST-ONGINV5KW/S11	ST-ONGINV6KW/S11
<b>DC Side / Input Parameters</b>						
Max DC power (W)	1500W	3000W	4500W	6000W	7500W	7500W
Max DC voltage (Vdc)	550	550	550	550	550	550
System start/stop voltage (Vdc)	65/70	75/100	75/100	75/100	75/100	75/100
MPPT voltage range(Vdc)	100-500	100-500	100-500	100-500	100-500	100-500
Max. input current (A)	18A			22A		
Max.input short circuit per MPPT	25A			30A		
Number of MPP trackers	1					
Strings per MPP tracker	1					
<b>AC Side / Output Parameters</b>						
Nominal output power (W)	1000	2000	3000	4000	5000	6000
Maximum output power (W)	1100	2200	3300	4400	5500	6600
Nominal output voltage/range (V)	208,220,230,240/180-270					
AC grid frequency/range (Hz)	50Hz,60Hz(auto-selection) / 47Hz-53Hz/57Hz-63Hz					
Maximum output current (A)	6	12	16	21	23	28
AC connection (with PE)	Single phase					
Current distortion(THDi)	<3%	<3%	<3%	<3%	<3%	<3%
Power factor	Auto adjustable with Grid					
<b>Efficiency</b>						
Maximum conversion efficiency	97.80%	97.90%	97.90%	97.90%	97.90%	97.90%
European efficiency	97.70%	97.80%	97.80%	97.80%	97.80%	97.80%
MPPT efficiency	99.90%	99.90%	99.90%	99.90%	99.90%	99.90%
<b>Safety and Protection</b>						
DC reverse-polarity protection	Yes					
Short circuit protection	Yes					
Leakage current protection	Yes					
Anti-islanding / O-V protection	Yes					
Grid monitoring / Ground fault	Yes					
DC/AC side SPD	Yes					
<b>General Parameters</b>						
<b>Dimension (L/W/H)(mm)</b>	300/295/105 ± 5mm			370/320/105 ± 5mm		
<b>Weight (kg)</b>	5 ± 0.5 kg			7 ± 0.5 kg		
Embedded DC Switch	Optional					
Night power consumption (W)	< 0.2					
Isolation type	Transformerless					
Protection degree	IP65 according to IEC60529					
Operation temperature (°C)	-25°C To +60°C					
Cooling concept	Smart Cooling					
Operating altitude (m)	<2000m without power derating					
Acoustic noise level (dB)	< 25					
Display	Graphic LCD					
Communication interface	Standard WIFI; RS485 (optional)					
Warranty	Standard 5 years; 8/10 years optional					

# Solvion Series

Three Phase On-Grid Solar Inverter



## APPLICATIONS



**Small Scale  
Three Phase  
Solar Projects**



**Commercial and  
Industrial System**



**Educational and  
Institutional Buildings**



**Agricultural  
Use**



**Wide Input  
Voltage Range**



**Power export  
limit**



**Compact and  
easy to install**



**Wifi/GPRS/Lan  
communication  
optional**

## Range Available

**5kW | 6kW | 8kW | 10kW | 15kW | 20kW | 25kW**

## Solvion Series Three Phase On-Grid Solar Inverter

### Technical Specifications

Model No	ST-ONGINV5KW/S3	ST-ONGINV6KW/S3	ST-ONGINV8KW/S3	ST-ONGINV10KW/S3	ST-ONGINV15KW/S3	ST-ONGINV20KW/S3	ST-ONGINV25KW/S3
<b>Input (DC)</b>							
Max DC power (W)	6500W	7500W	9500W	11500W	22500W	30000W	30000W
Max DC voltage (Vdc)	1000Vd.c.						
Min working voltage (Vdc)	200Vd.c.						
MPPT voltage range (Vdc)	200...850Vd.c.						
Max input current / per string (A)	18A/18A					26A/26A	36A/26A
Max input short circuit per MPPT	25A/25A					34A/34A	46A/34A
Number of MPP trackers	2						
Strings per MPP tracker	1					2	
<b>Output (AC)</b>							
AC nominal power (W)	5000	6000	8000	10000	15000	20000	25000
Max AC apparent power (VA)	6000	7000	8800	11000	16500	22000	27500
Max output current (A)	10	12	15	17	23	30	36
voltage/frequency	50/60 Hz						
voltage/frequency range	45/55 Hz ; 280 ~ 480 Vac (Adj)						
Power factor	>0.98						
Harmonics	≤ 3%						
Grid type	3 W/N/PE						
<b>Efficiency</b>							
Max efficiency	98.00%	98.20%	98.30%	98.40%	98.40%	98.50%	98.50%
Euro efficiency	97.70%	97.70%	97.80%	97.90%	98.00%	98.10%	98.20%
MPPT efficiency	99.90%	99.90%	99.90%	99.90%	99.90%	99.90%	99.90%
<b>Safety and Protection</b>							
DC reverse-polarity protection	Yes						
DC breaker	Yes						
DC/AC SPD	Yes						
Leakage current protection	Yes						
Insulation Impedance Detection	Yes						
Residual Current protection	Yes						
<b>General Parameters</b>							
Dimension (W/H/D)(mm)	480*476*157 ± 5MM					520*510*160 ± 5MM	
Weight (kg)	16 Kg ± 0.5Kg					23 Kg ± 0.5Kg	
Operating temperature range °C	-25 ~ +60						
Degree of protection	IP65 according to IEC60529						
Cooling concept	Smart Cooling						
Topology	Transformerless						
Display	Graphic LCD						
Humidity	0-95%, no condensation						
Communication	RS485/WIFI/GPRS						
Warranty	Standard 5 years; 8/10 years optional						

# Power Gitter Pro Series

## Three Phase On-Grid Solar Inverter

Capacity **30kW-60kW**



### Core Features

- Maximum efficiency upto 99.09%
- 100% In-house R&D, production & testing facility
- IP 65 with fire, water & 1k 10 resistance cabinet
- Wide DC & AC voltage range
- 100% indian design to work in harsh conditions

# Power Gitter Pro Three Phase On-Grid Solar Inverter

## Technical Specifications

Model No	ST-ONGINV 30kW/S3	ST-ONGINV 33kW/S3	ST-ONGINV 35kW/S3	ST-ONGINV 40kW/S3	ST-ONGINV 45kW/S3	ST-ONGINV 50kW/S3	ST-ONGINV 60kW/S3
<b>Input (DC)</b>							
Max Peak DC Input Power (kW)	36	39.6	42	48	54	60	72
Max. DC I/P (V dc)	1100Vdc						
Max. MPPT I/P Current (A)	30A						
MPPT Short Circuit Current (A)	46A						
MPPT Tracking Voltage (Vdc)	250-1000Vdc						
Min. Start Voltage (V)	200Vdc						
Number of MPPT Tracker	3			4			
Strings per MPPT Trackers	2						
<b>Output (AC)</b>							
Rated output power (kw)	30	33	35	40	45	50	60
Rated Grid Voltage (V)	400v/415v±20%						
Nominal Grid Freq.(Hz)	50Hz/60Hz. ± 2.5%						
Max. output Current AC (A)	43.35	47.68	50.57	57.80	65.02	72.25	86.70
AC Connection (With PE)	3P+N+E						
THDI (%)	<3% (AT Rated Power)						
Output Power Factor (%)	Auto adjustable with Grid						
<b>Efficiency</b>							
Max. Conversion Eff.(%)	98.0			98.7			
Max. Euro Efficiency (%)	97.6			98.3			
<b>Protection</b>							
Anti-Islanding Protection	Yes						
Insulation Resistance Detection	Yes						
Residual Current Monitoring	Yes						
Over Voltage Protection	Yes						
DC Switch	Yes						
Surge Protection (DC/AC -SPD)	Yes						
<b>General Data</b>							
Dimensions(W*H*D) mm	580*435*242mm ± 5mm						
Weight (kg)	40kg ± 1kg						
Noise Emission (db)	<30dB						
Display	LED with LCD Display						
DC Connection Type	MC-4						
AC Connection Type	Terminal Block						
Communication Interface	WiFi/ GPRS/ RS 485						
Cooling Method	Natural Convection / Smart Fan Cooling						
Operating Ambient	-25 C - +60°C						
Relative Humidity	0% - 95%, Non Condensing						
Max. Operating Altitude(m)	<2000m without power derating						
Protection Degree	IP65 according to IEC60529						
Night Stand By Power Consumption (w)	< 0.2						
Standard Warranty	Standard 5 years; 8/10 years optional						

# Power Gitter Mega Series

Three Phase On-Grid Solar Inverter



## Core Features

- /// Inbuilt AC/DC SPD'S with DC fuse
- /// IP65 & IP66 dynamic intelligent cooling & string level monitoring
- /// Individual string level monitoring RMS available
- /// Suitable for high watt peak panels mono perc, TOPcon & bifacial
- /// 100% In-house R&D, production & testing facility

# Power Gitter Mega Three Phase On-Grid Solar Inverter

## Technical Specifications







Power Gitter Mega Series Three Phase Ongrid Inverter 60-110KW							
Model No	ST-ONGINV 60kW/S3	ST-ONGINV 70kW/S3	ST-ONGINV 75kW/S3	ST-ONGINV 80kW/S3	ST-ONGINV 90kW/S3	ST-ONGINV 100kW/S3	ST-ONGINV 110kW/S3
<b>Input (DC)</b>							
Max Peak DC Input Power (KW)	72	84	90	96	108	120	132
Max. DC I/P (V dc)	110Vdc						
Max. MPPT I/P Current (A)	36A		48A & 36A			60A	
MPPT Short Circuit Current (A)	45A		60A & 45A			75A	
MPPT Tracking Voltage (Vdc)	300-1000V						
Min. Start Voltage (V)	250VDC						
Number of MPPT Tracker	4						
Strings per MPPT Trackers	3		4+3			5	
Strings Level Monitoring	Inbuilt						
<b>Output (AC)</b>							
Rated output power (kw)	60	70	75	80	90	100	110
Rated Grid Voltage (V)	400/415Vac±20%						
Nominal Grid Freq.(Hz)	50Hz/60Hz. ± 2.5%						
Max. output Current AC (A)	86.7	101.2	108.4	115.6	130.1	144.5	159.0
AC Connection (With PE)	3P+N+E						
THDI (%)	<3% (AT Rated Power)						
Output Power Factor	>0.98						
<b>Efficiency</b>							
Max. Conversion Eff.(%)	98.9						
Max. Euro Efficiency (%)	98.5						
<b>General Data</b>							
Dimensions(W*H*D) mm	705*650*283mm ± 5mm				800*672*315mm ± 5mm		
Weight (Kg)	75kg ±1Kg				85kg ±1Kg		
Noise Emission (db)	<60dB						
Display	LED Indications for IP66/ LCD Optional						
DC Connection Type	MC-4						
AC Connection Type	Terminal Block						
Communication Interface	WiFi/ GPRS/ RS 485						
Cooling Method	Intelligent Force Cooling + Natural Cooling						
Operating Ambient	- 25°C - +60°C						
Relative Humidity	0% - 95%, Non Condensing						
Max. Operating Altitude(m)	<2000m without power derating						
Protection Class	IP66/ IP65						
Night Stand By Power Consumption (w)	< 0.2						
<b>Protection</b>							
Safety Standard	Yes						
Environment Protections	Yes						
Anti-Islanding Protection	Yes						
Insulation Resistance Detection	Yes						
Residual Current Monitoring	Yes						
DC Switch	Yes						
Surge Protection	DC/AC : Type II (DC Fuse)						
Standard Warranty	Standard 5 years; 8/10 years optional						

# Sparkle Series

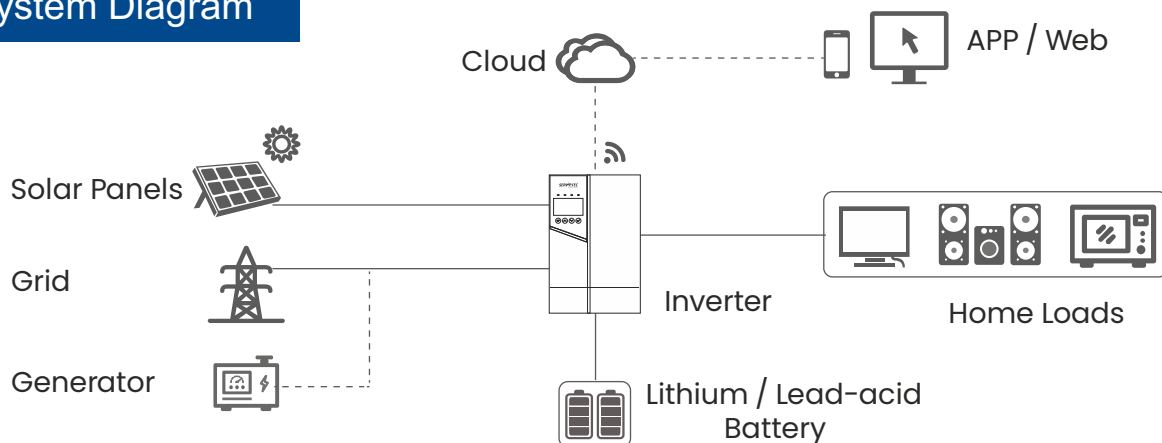
## Single Phase Hybrid Solar Inverter

Capacity **3.6kW**



 Built-in 100A Solar Charger	 Wide MPPT Range 40-500V	 Workable with Generator	<b>BMS</b> Support Lithium/ Lead-acid Battery
 Lithium Battery Activation	 Detachable Dust Cover	 WiFi Monitoring	

### System Diagram



## Sparkle Series Single Phase Hybrid Solar Inverter

### Technical Specifications










Model	STAG-HYBINV-5048/S11
<b>AC Input</b>	
Rated Input Voltage (VAC)	208 / 220 / 230 / 240; L + N + PE
Voltage Range (VAC)	90~280±3 (normal mode); 170~280±3 (UPS mode)
Frequency (Hz)	50 / 60 (Auto Adaptive)
<b>AC Output</b>	
Rated Capacity (kW)	3.6
Surge Power (kVA)	7.2
Voltage (VAC)	208 / 220 / 230 / 240
Power Factor (PF)	>0.98
Frequency	50Hz +/-2.5Hz
Switch Time (ms)	10 (normal mode) / 10 (UPS mode)
Wave Form	Pure Sine Wave
Overload Capacity (Battery Mode)	60s@102%~110% load; 10s@110%~130% load; 3s@130%~150% load; 0.2s@>150% load
Max. Efficiency (Battery Mode)	>93%@24VDC
Parallel Quantity	NA
<b>Charger (PV / AC)</b>	
Solar Charger Type	MPPT
Max PV input Current / Input Power	18A / 5000W
MPPT Range@Operating Voltage (VDC)	40~450
Max PV Open Circuit Voltage (VDC)	500
Max PV Charge Current (A)	100
Max AC Charge Current (A)	100
Max. Charge Current (PV + AC) (A)	100
<b>Battery</b>	
Rated Voltage (VDC)	24
Floating Charge Voltage (VDC)	27
Overcharge Protection (VDC)	30.5
Battery Type	Lithium and Lead-acid
<b>Interface</b>	
HMI	LCD
Interface	RS485 / RS232 / USB / Dry Contact
Monitoring	WiFi (Optional)
<b>General Data</b>	
Ingress Protection	IP21
Operating Temperature	-10 °C~ 50 °C
Relative Humidity	5% ~ 95% (Non-condensing)
Storage Temperature	-15 °C~ 60 °C
Net Weight (kg)	±0.5Kg
Dimensions (W*H*D)	490*306*115mm (without bracket) ±5mm
Max. Operating Altitude	4000m (Derating above 1000m)
Standard Warranty	Standard 5 years

# Sparkle Series

## Single Phase Hybrid Solar Inverter

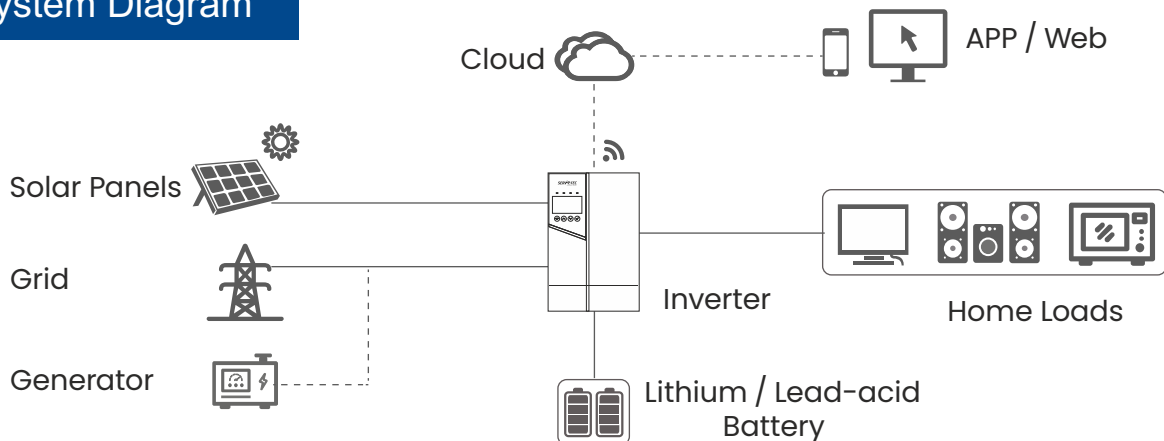
Capacity **6.5kW**



 Built-in 120A Solar Charger	 Wide MPPT Range 60-500V	 28A MAX PV Input	 DUAL IN OUT Dual AC In & Dual AC Out*	 BMS Support Lithium/ Lead-acid Battery
 Lithium Battery Activation	 Noise Control Algorithm	 WiFi Monitoring	 Feed-in to Grid	

\*Extra interface can be selected as in or out. It cannot support at the same time.

### System Diagram



## Sparkle Series Single Phase Hybrid Solar Inverter

### Technical Specifications


Model	STAG-HYBINV-7548/S11
<b>AC Input</b>	
Rated Input Voltage (VAC)	208 / 220 / 230 / 240; L + N + PE
Voltage Range (VAC)	90~280±3 (normal mode); 170~280±3 (UPS mode)
Frequency (Hz)	50 / 60 (Auto Adaptive)
<b>AC Output</b>	
Rated Capacity (kW)	6.5
Surge Power (kVA)	12
Voltage (VAC)	208 / 220 / 230 / 240
Power Factor (PF)	>0.98
Frequency	50Hz +/-2.5Hz
Switch Time (ms)	10 (normal mode) / 10 (UPS mode)
Wave Form	Pure Sine Wave
Overload Capacity (Battery Mode)	10min@102%~120%Load, 1min@120%~150%Load 10S@150%~200%Load, 5s@ >200%Load
Max. Efficiency (Battery Mode)	>93%@48VDC
Parallel Quantity	NA
<b>Charger (PV / AC)</b>	
Solar Charger Type	MPPT
Max PV Input Current / Input Power	28A / 9000W
MPPT Range@Operating Voltage (VDC)	60~450
Max PV Open Circuit Voltage (VDC)	500
Max PV Charge Current (A)	120
Max AC Charge Current (A)	120
Max. Charge Current (PV + AC) (A)	120
<b>Battery</b>	
Rated Voltage (VDC)	48
Floating Charge Voltage (VDC)	54
Overcharge Protection (VDC)	61
Battery Type	Lithium and Lead-acid
<b>Interface</b>	
HMI	LCD
Interface	RS485 / USB / Dry Contact / CT / Meter /
Monitoring	WiFi (Optional)
<b>General Data</b>	
Ingress Protection	IP21
Operating Temperature	-10 °C~50°C
Relative Humidity	5% ~ 95% (Non-condensing)
Storage Temperature	-15 °C ~ 60 °C
Net Weight (kg)	±0.5kg
Dimensions (W*H*D)	508*338*136.5mm±5mm
Max. Operating Altitude	4000m (Derating above 1000m)
Standard Warranty	Standard 5 years


# Amalgam Series


## Single Phase Hybrid Solar Inverter


Capacity **8kW**





- 

**MPPT**  
Built-in two MPPT (6kW-11 wide PV input range: 60~450VDC
- 

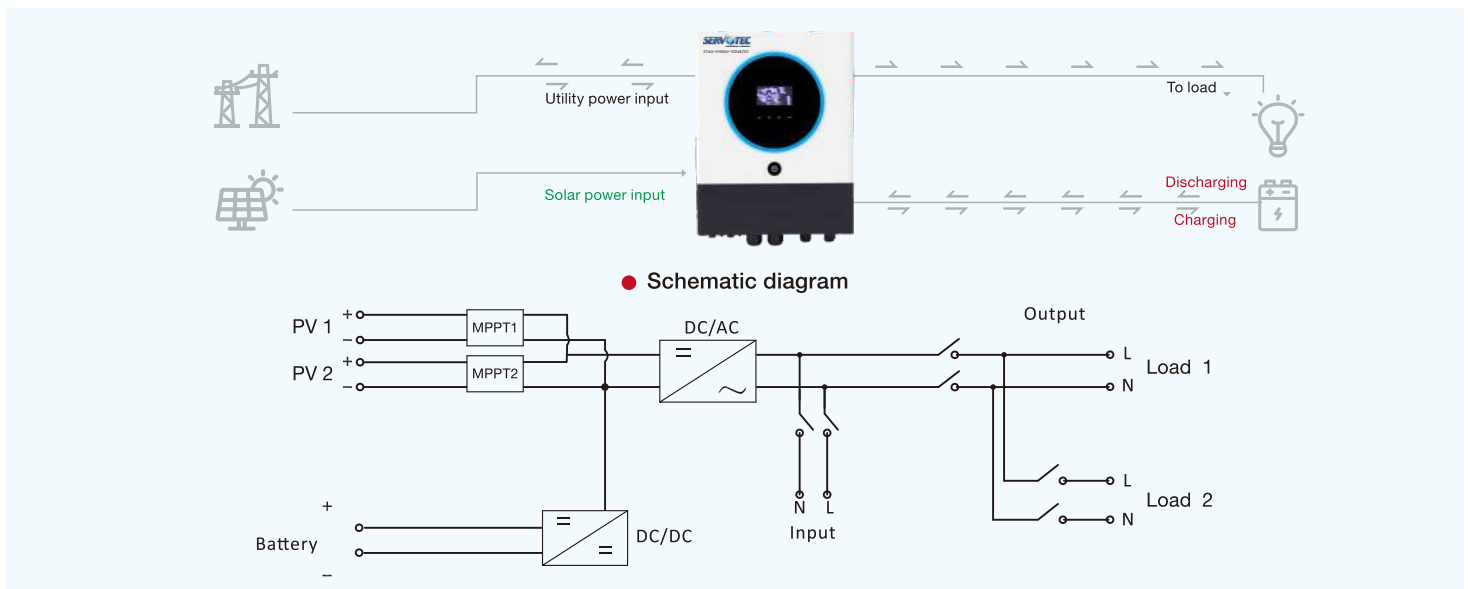
**Easy to use**  
Configurable AC/PV output usage time and prioritization
- 

**On & Off-Grid**  
REVO VM IV series is suitable for on & off-grid applications
- 

**Battery**  
Battery equalization function extend life cycle Reserved communication port (RS485,CAN for BMS
- 

**Parallel function**  
Parallel operation up to 6 units
- 

**Easy access**  
Communication WiFi or bluetooth Touchable button with large 5" colorful LCD



## Amalgam Series Single Phase Hybrid Solar Inverter Technical Specifications

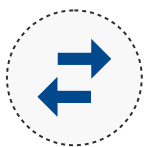
Model	STAG-HYBINV-10048/ST1
Rated Power	10000VA
<b>AC INPUT</b>	
Nominal Voltage (VAC)	230VAC
Voltage range (VAC)	170-280VAC / 90-280VAC
Frequency range (Hz)	50/60Hz
<b>AC OUTPUT</b>	
Surge power	16000
Output voltage (VAC)	220/230/240
Output wave form	Pure sine wave
Rated Frequency (Hz)	50/60
Efficiency (Peak)	>93%
Transfer time	10ms typical(narrow range);20ms typical (wide range)
<b>BATTERY</b>	
Nominal DC voltage (VDC)	48
Floating charge voltage (VDC)	54
Overcharge protection (VDC)	63
Battery type	Lithium & Lead-acid
<b>SOLAR CHARGER &amp; AC CHARGER</b>	
Max.PV array open circuit voltage (VDC)	500
Max.PV array power (W)	10000W(5000*2)
MPPT input voltage range@operating (VDC)	60-450
Max.input current (A)	27*2(Max 40A)
Max.solar charging current (A)	120
Max.AC charging current (A)	120
Max.charging current (A)	120
<b>DISPLAY INTERFACE</b>	
Parallel function	up to 6 units
Communication	Standard:RS232,CAN&RS485;Optional:WiFi,Bluetooth
Display	5"colorful LCD
<b>ENVIRONMENT</b>	
Humidity	0 to 95% RH
Operating Temperature	-10°C to 50°C
Net Weight (KG)	±0.5kg
Dimensions D x W x H (mm)	420*561.6*152.4 ±5mm
Standard Warranty	Standard 5 years

# Fusion Series

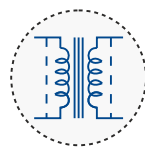
## Three Phase Hybrid Solar Inverter



### Core Features



**Bidirectional Inverter**



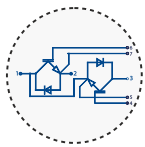
**Built-in isolation transformer**



**Grid Utilization**



**Battery Less Operation**



**IGBT Based Rectifier**



**Advanced Multiple DSP**



**Support Multiple Input**



**Monitoring Features**

### APPLICATIONS



**Petrol Pump**



**Cold Storage**



**ATM**



**Farm House**



**Rural Bank**



**Health Care Center**



**Hostel of School & College**



**Microgrid**

# Fusion Series Three Phase Hybrid Solar Inverter

## Technical Specifications

FUSION SERIES THREE PHASE HYBRID SOLAR PCU TECHNICAL SPECIFICATION																		
INVERTER CAPACITY (KVA)	5	10	15	20	25	30	40	50	60	80	100	120	150	200	250	300		
<b>GRID</b>																		
Input Wiring	3PH five wire (3 PH + N + E)																	
Input Neutral Requirement	YES																	
Nominal Voltage	330V to 450V FOR 3PH																	
Grid Frequency Sync Range	50 Hz ( ± 6%)																	
Unity power Factor for grid	Near to Unity																	
Operating condition	Continuous																	
Input Fault Level	>=10 kA																	
Self-Consumption	up to 4%																	
Charger Peak Efficiency	upto 95%																	
DG Compatibility	YES ( Double of Inverter Capacity)																	
Grid Compatibility	YES SAME AS INVERTER CAPACITY																	
Input Voltage distortion allowed	LESS THAN 3%																	
Grid Charger capacity	50 % of KVA rating																	
<b>SOLAR</b>																		
Charger Type	MPPT																	
Max PV Connection in KWP	5	10	15	20	25	30	40	50	60	80	100	120	150	200	250	300		
Max PV Voltage (VOC)	250V	300V	500V	500V	500V	500/600V	500/600V	500/600V	500/600V	500/600V	500/600V	500/600V	600V	900V	1100V	1100V		
MPPT Voltage Range	120-180V	165-250V	300-450V for 240VDC / 450-600V for 360VDC OR 384VDC											800 - 1000V				
MPPT Modes Available	3 (Selectable)																	
No of MPPT Channel	1			1			2			2			2			3		
Panel Reverse Protection	Yes																	
Solar Charger Efficiency	up to 95%																	
<b>BATTERY</b>																		
Nominal Battery Voltage (VDC)	96	120	240	360	360 / 384							480/600	576 / 600					
Battery Buffer Setting	DC Voltage Selectable Through key pad																	
Grid Charging Current	Settable Through Key Pad																	
Temperature Compensated	YES																	
Battery Charging Voltage	Selectable from LCD Display																	
Type & No. of cells	Lead Acid / VRLA / Ni-Cd/ Lithium Ion																	
BMS compatible	YES																	
<b>OUTPUT</b>																		
Load Power Factor	Unity ( kVA = kW)																	
Output Voltage (Inverter Mode)	415VAC ±20%																	
Output Frequency (Free Running)	50Hz ±2.5Hz																	
Output Waveform	Pure Sine wave																	
Peak Inverter Efficiency (Full Load)	<93%																	
Total Harmonic Distortion	upto 3% at Linear Load																	
Overload Capacity	125% for 60Sec, 150% for 5 Sec																	
Changeover Time (Full load)	10 msec																	
DC to AC Galvanic Isolation	In built Isolation Transformer at Inverter Output																	
Anti Islanding Function	In Compliance with IEC 62116																	
Auto Bypass feature	YES																	
Unbalance load handling	YES																	
Duty	Continuous																	
<b>CONFIGURATION</b>																		
Modes Available	Grid saving, Battery backup, Export																	
power Export to Grid	Enable / Disable option Available																	
power import from Grid	Enable / Disable option Available																	
<b>ENVIRONMENTAL</b>																		
Acoustic Noise Level from 1 m	± 65 dB																	
Operating Temperature	0 to 40 Deg C (Dust free cooled and dry environment)																	
Storage Temperature	-10 Deg C to 60 Deg C																	
Relative Humidity	Up to 95 % (Non Condensing)																	
Altitude	< 1000 meter above sea level																	
Systemic Requirement	upto 0.5g																	
<b>PHYSICAL</b>																		
Enclosure Protection Grade	IP 20 Compatible to IEC 60529:2001-02- As per MNRE Requirement																	
Enclosure Thickness	as per industrial standard																	
Cooling	Forced Air																	
Colour	RAL 7016							RAL 9016										
Cable Entry	Bottom																	
<b>Parameters displayed on LCD</b>																		
Input Group	1. Voltage, 2.Current, 3. Frequency, 4. kW, 5. kVA, 6. Import kWh, 7. Export kWh, 8. PF																	
Inverter Group	1. Voltage, 2. Current, 3. Frequency, 4. kVA																	
OutputGroup	1. Voltage, 2. Frequency																	
OutputGroup	1. Solar Voltage, 2. Solar Current, 3. Power( kW), 4. Solar Energy ( kWh)																	
Battery Group	1. Voltage, 2.Current 3. SoC																	
<b>PROTECTIONS</b>																		
<b>ELECTRICALPROTECTIONS</b>																		
CIRCUITBREAKER and Fuse																		
<b>ELECTRONICPROTECTIONS</b>																		
Alarms are provided for all important protections.																		
Inverter Group	1.Input Under Voltage, 2.Input Over Voltage, 3. Charger Over Voltage, 4. Under /Over Frequency																	
Inverter Group	1. Output Under Voltage, 2.Output Over Voltage 3. Overload, 4. Output short Circuit, 5. Inverter Over Temperature																	
Solar Group	1. Surge Protection , 2. Reverse PV Panel protection																	
Battery Group	1. Battery low , 2. Battery Over charge 3.Battery Charging Current limit																	
<b>CONNECTIVITY</b>																		
Communication	RS 232 or RS 485																	
Protocol	MODBUS RTU																	
LCD with backlight & Tactile key	YES																	
Testing Standard	IEC -61683:1999, IEC- 60068-2-1, IEC-60068-2-2, IEC-60068-2-14, IEC- 60068-2-30- As per MNRE Requirement																	
Safety Factor	1 for electronic devices, 1 for electrical																	
Earthing Connection (Ref. is 3043)	Earth terminal block	25- 40 kVA : 3 x 25 mm GI (Earth bus bar running along the panel)					45-150 kVA : 6 x 50 mm GI (Earth bus bar running along the panel)					200-300KVA: 6 x 50 mm GI (Earth bus bar running along the panel)						
Illumination lamp	N.A.											11 W CFL						
Gland Plate	N.A.											3 mm MS C.R.C.A.						
Utility Socket	N.A.											5 A / 230 VAC						
<b>Dimensions (in mm)</b>																		
KVARating	5	10	15	20	25	30	40	50	60	80	100	120	150	200	250	300		
Width (W)	450±5mm	450	450	450	450	450	600	800	800	800	1100	1100	1565	1570	2900	2900		
Depth (D)	800±5mm	800	800	800	950	950	1000	950	950	800	800	800	850	850	850	850		
Height (H)	800±5mm	800	800	800	800	800	1300	1700	1700	1800	1900	1900	1900	1900	1900	1900		
Weight (Kg) APPROX.	125±5mm	150	150	300	350	350	650	650	700	850	900	1000	1200	1400	1500	1600		
Add on ACCESSORIES (not standard Part to inverter)																		
1) GSM Based Remote Monitoring, 2.) 2) Modbus RS485 3) RADIATION SENSOR (Pyranometer) 4) SMOKE DETECTOR. 5) IP 42 Enclosure and																		

# Servo Stabilizer



## Core Features



### Voltage Adjustments with High Efficiency

Under stern instances of imbalanced voltage or current, it produces a fully stable output.



### Surge Protector

Equipped with a surge suppressing device to protect electronic equipment against voltage spikes occurring inside the alternating current (AC) utility lines.



### Cost-Effective Power

Comes with a rating that ranges between 10KVA to 1000KVA that promises stable power supply at minimal costs.



### Adjustable Output Voltage

Engineered with an option to adjust fluctuating voltage outputs, the device helps in reducing the failure rate of electrical equipment.



### Improved Operational Life

The device has a long lifespan even when used at full loads in comparison to conventional make servo voltage stabilizers.



### AIR COOLED SERVO STABILIZER

Servotech's Air-cooled Servo Stabilizer is a device with three-phase air cooling available with capacities ranging up to 250kVA. This environment-friendly, cost-effective device offers an efficiency of >95%.



### OIL COOLED SERVO STABILIZER

Servotech's Oil-cooled Servo Stabilizers change the level of voltage in a clockwise or anticlockwise manner using a strong AC synchronous motor for precise voltage management. These three-phase stabilizers have a long-lasting motor-controlled stabilization technology that ensures safe voltage delivery.

## Servo Stabilizer Technical Specifications

TECHNICAL PARAMETERS	SINGLE PHASE	THREE PHASE	CUSTOMIZED
<b>Rating : 2 KVA to 2000 KVA</b>	<b>2 KVA to 60 KVA</b>	<b>10 KVA to 2000 KVA</b>	
Input Voltage Range	195 V-280 V AC	340 V-480 V AC	As per client requirement
	170 V-280 V AC	300 V-480 V AC	
	155 V-280 V AC	270 V-480 V AC	
	140 V-280 V AC	240 V-480 V AC	
	110 V-280 V AC	190 V-480 V AC	
	100 V-280 V AC	175 V-480 V AC	
Output Voltage	230 V $\pm$ 2%	400V $\pm$ 2%	Yes
Output Adjustable	220-240 V AC	380-415 V AC	Yes
<b>Output Regulations</b>	$\pm$ 2%	$\pm$ 2%	Yes
<b>Type</b>	Unbalanced Type		Yes
<b>Insulation</b>	Class A / Class B		Yes
Vector Group	Star / Star , 3 Phase + Neutral		Yes
Frequency Hz	47 Hz -53 Hz		Yes
Nature of Cooling	Air Cooled Servo Stabilizer		Yes
	Oil Cooled Servo Stabilizer		Optional
<b>Construction</b>	Servo Motor		Yes
Effect of Power Factor	Nil		Yes
<b>Wave Form Distortion</b>	Nil		Yes
<b>Control Circuit</b>	Micro Controller Based Digital Circuit and Control		Yes
Response Time	10 ms or As per IS 9815 Standards		Yes
<b>Voltage Correction Rate for Air Cooled Servo Stabilizer</b>	15 -20 Volts / Sec		Yes
Voltage Correction Rate for Oil Cooled Servo Stabilizer	8 -12 Volts / Sec		Yes
<b>Metering</b>	Seven Segment Display		Yes
General Efficiency of our Servo Stabilizer	Better than >95% As per IS 9815 Standards		Yes
Ambient Temperature	- /0 to 55 Degree C		Yes
<b>Protection</b>	Under / Over Voltage Protection		Yes
	Single Phase Prevention		Yes
<b>Optional Protection</b>	Overload / Short Circuit Protection		Optional
	Manual Bypass – Changeover		Capacity
	Input MCB/MCCB		Optional
Installation Type	Indoor		Yes
	Outdoor		Optional



# Our Other Solar Product Range



Range Available : 1kVA - 5kVA

## ELEGANT SERIES

### OFF-GRID PWM SOLAR INVERTER

- PLUS/UNIK
- True CV PWM
- LCD Display
- Advanced DSP Technology
- AI Charge Sharing
- 5 Stage Battery Charging




Range Available : 1kVA - 150kVA

## FLARE SERIES

### OFF-GRID MPPT SOLAR INVERTER

- True MPPT
- Configurable User Settings
- Advanced DSP Technology
- AI Charge Sharing
- Remote Monitoring IoT



Range Available : 800 W | 1600 W

## MICROSYNC SERIES

### SOLAR MICRO INVERTER

- Smart display
- High-precision phase detection
- Best-in-class reliability
- Cloud-based performance monitoring for each panel
- Multiple parallel stacking
- Digital control system
- Intelligent monitoring management
- Waterproof protection- shell of the microinverter is made of pure aluminium alloy with a low-resistance copper core




Range Available : 2.5kW | 100kW

## SERVLITH SERIES

### ENERGY STORAGE SYSTEMS

- Energy storage device
- Smoke free
- Alternative for genset
- Long life
- High performance
- Rechargeable
- Easy installation and maintenance
- Remote monitoring and data access on mobile app
- Fast charging
- Environment friendly
- PV energy storage system



Range Available : 390Wp to 415Wp  
Range Available : 445Wp to 590Wp

## SOLAR PANELS

### MONO HALF CUT/ MONO PERC

- Upto 21.21% Efficiency
- Round Ribbon for Better Efficiency
- Minimizes Micro Cracks
- M10 Mono PERC Cells
- Works Even in Partial Light
- Reduces BOS & Installation Cost



Range Available : 40Ah - 250Ah

## SOLAR TUBULAR BATTERIES

- PPCP Container
- High Porosity Envelop Separators
- Microporous Ceramic Vent Plug
- High Tensile, Acid Resistant Polyester Gauntlet
- Low Resistance Fasteners
- Heavy Duty Terminal



Range Available : 670Wp - 700Wp

## SOLAR PANELS

### TOPCon Series

- TOPCon Series
- Half Cut Cell Design with Multi Bus Bar Technology
- High Power Generation
- Excellent Weak Light Performance
- Lower LCOE & BOS
- Low LID
- Better Mechanical Rigidity
- Enhanced Mechanical Load Capacity
- PID Free Guarantee



Range Available :  
Single Phase - 2.2kW | 4.0kW  
Three Phase - 2.2kW | 4.0kW | 5.5kW | 7.5kW | 11kW | 15kW

## SUNFARM SERIES

### VFD-SOLAR PUMP CONTROLLER

- Built-in MPPT Solar Charger
- Wide DC Voltage Range- 150V-400/ 250V-800V
- Pump Speed Control
- Workable with Generator
- System Protection
- Simple Installation and easy maintenance
- Automatic Operation

## AC Chargers

## SPARK

International standard AC chargers crafted for everyday convenience, offering safe charging design, compact build, and stable power output. Engineered to protect your EVs, our future-ready AC chargers power both light electric vehicles and four wheelers with unmatched reliability, efficiency, and ease of charging.

### 7.2kW Charger

- Compatible with 4 wheelers
- User authentication through WiFi/GSM/OCPP1.6/RFID
- Input voltage: 230 VAC, 50Hz
- Single Phase



### 10kW AC 001 Charger

- Supports BEVC-AC001 Specifications
- Compatible with 2/3 wheelers
- User authentication via WiFi/GSM/OCPP1.6/RFID/Ethernet
- Input voltage: 415 VAC, 50Hz
- Three Phase



### 11kW Charger

- Compatible with 4 wheelers
- User authentication via WiFi/GSM/OCPP1.6/RFID/Ethernet
- Input voltage: 415 VAC, 50Hz
- Three Phase



**AC EV Chargers Range**  
3.3kW To 22kW

## DC Chargers

## SQUAD

From urban roads to interstate highways, our DC chargers deliver ultra-fast and reliable charging when it matters the most. From four-wheelers to buses, and heavy duty trucks. Our chargers are built tough for heavy-duty demands ensuring seamless operations and accelerate the shift to sustainable mobility that is quick and affordable.

### 60kW | 120kW Charger

- Charging Gun as per CCS 2 Standard.
- 2 Output for Charging Port
- Input Voltage - 3 Phase
- User Authentication - RFID / QR Code Scan / OCPP 1.6 J
- Connectivity - GSM / Ethernet / WiFi



### 180kW | 240kW Charger

- Charging Gun as per CCS 2 Standard.
- 2 Output for Charging Port
- Input Voltage - 3 Phase
- User Authentication - RFID / QR Code Scan / OCPP 1.6 J
- Network Connection - 4G Module / Wifi / Ethernet



### 360kW Charger

- Charging Gun as per CCS 2 Standard.
- 2 Output for Charging Port
- Input Voltage - 3 Phase
- User Authentication- RFID / QR Code Scan / OCPP 1.6 J
- Connectivity - GSM / Ethernet / WiFi



**DC EV Chargers Range**  
30kW To 360kW

# विकास की ओर नई उड़ान..

## Servotech Renewable Power System Ltd.

**Corporate Office :** 806, 8th Floor, Crown Heights, Sector-10, Rohini, New Delhi - 110085

**Ph: 011-41183116, +91 9818680033**

 **+91 9311313734**

**Email:** servotech@servotechindia.com

**Website:** www.servotech.in

**Reg. Add. & Kundli Plant:** Khata No. 1970, Khewat No. 1672, Khasra No. 21/20/2/2, Revenue Estate, Kundli, P.S.Rai, Sonipat, Haryana - 131029

**Safiabad Plant:** Killa No. 14/6/1/2 (0-3), 6/2/3 (5-13) Village-Safiabad, Pana Paposhian, Rai, Sonipat, Haryana - 131029

**Warehouse:** Khasra No. 8/5, 6, 14/2, 15/1, 16/2 Min & 17, Jakhauli Road, Jhundpur, Sonipat, Haryana - 131021

