

Elegant & Flare Series

Off-Grid Solar Inverter



About Servotech Renewable

Servotech Renewable Power System Ltd. (NSE: SERVOTECH) is India's leading manufacturer of advanced clean energy solutions, specializing in solar Solutions, BESS and EV charging solutions. With a robust pan-India presence, agile manufacturing, and strong R&D capabilities, Servotech is driving India's transition toward a sustainable, energy-independent, and technologically empowered future. Through continuous innovation, strategic collaborations, and large-scale deployments, the company delivers reliable, high-performance solutions that support the nation's clean energy goals. Servotech's comprehensive portfolio spanning solar panels, inverters, Lithium batteries, and EV chargers reflects its commitment to engineering excellence and environmental stewardship. By aligning business growth with global sustainability standards, Servotech stands as a catalyst in shaping India's green energy transformation and powering a cleaner tomorrow.






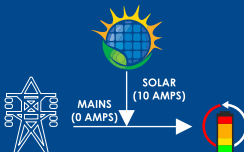


Elegant Unik

PWM Series PCU



CORE FEATURES

 <p>SMART HYBRID</p> <p>Intelligent Modes</p>	 <p>Pure Sine Wave</p>	 <p>TRUE CV CC PWM</p>	 <p>16X2 LCD SCREEN</p> <p>LCD DISPLAY</p>
 <p>Advanced DSP Technology</p>		 <p>AI Charge Sharing</p>	

- Big Display for Data
- Maximized Solar Usage through Intelligent modes.
- Incorporated with Microchip and ST DSP Engines
- Safety and Protections
- 5 Stage Battery Charging
- Multiple Battery Selection
- Sleek & Aesthetic design
- Works as standalone Solar Inverter in case of No-Grid

Elegant Unik

PWM Series PCU

Technical Specifications

Elegant Unik-PWM Series PCU				
Parameters		Rating		Adjustable Range
		EU-PCUOGP-2012/S11	EU-PCUOGP-3024/S11	
Model				
Capacity		1600VA	3000VA	
Operating DC Voltage		12V	24V	
Typical Efficiency		≥80%	≥82%	
Switching Element		MOSFET		
Charger Topology		Boost MOSFET		
Parameters (Grid)				
Nominal Grid Voltage		230V		
Nominal Frequency		50Hz		
Frequency Range		45-55Hz		
Output PF		0.8		
Battery Charging Method (5 Stage)		Soft Start/Bulk/Absorption/Float/Equalize		
Grid-Battery Charging	TUB (Default)	Boost	14.4V ± 0.2V (Each Battery)	13.8V - 15V
		Float	13.8V ± 0.2V (Each Battery)	13V - 14.2V
Grid-Battery Charging	SMF	Boost	14.2V ± 0.2V (Each Battery)	13.5V - 14.2V
		Float	13.8V ± 0.2V (Each Battery)	13.5V - 14.2V
Grid-Battery Charging Current	Enable	Default	15A ± 1A	5A - 18A
		Maximum	18A ± 1A	
Grid Reconnect @Battery Voltage	Disable	Normal/Boost	Charging Current 0.0A	
			11.7V ± 0.2V (Each Battery)	11V - 12.5V
Grid Low Cut Voltage	UPS Mode Enable		170V ± 10V	
		UPS Mode Disable	100V ± 10V	
Grid Low Cut Recovery	UPS Mode Enable		180V ± 10V	
		UPS Mode Disable	110V ± 10V	
Grid High Cut Voltage	UPS Mode Enable		265V ± 10V	
		UPS Mode Disable	290V ± 10V	
Grid High Cut Recovery	UPS Mode Enable		255V ± 10V	
		UPS Mode Disable	280V ± 10V	
Changeover (Batt. to Mains)	UPS Mode Enable/Disable		<6ms	
Changeover (Mains to Batt.)	UPS Mode Enable/Disable		<25ms	
DG Mode	Enable/Disable		Disable	
Parameters (Battery Mode)				
Output Phase		Single Phase		
Output Waveform		Sinewave		
Nominal Output Voltage		220V ± 5%		
Max. Output Wattage (Bulb Load)		4.2A	8.5A	
Nominal Frequency		50Hz ± 1		50Hz
Battery Low Buzzer		10.8V ± 0.02V (Each Battery)		10.5V - 11.1V
Battery Low Cut		10.5V ± 0.02V (Each Battery)		10V - 11.5V
Battery High Cut		16.5V ± 0.02V (Each Battery)		16.5V - 17.5V
Voltage THD		<3% (Linear Load)		
Overload Capacity	UPS Mode Disable	>110% 3-Times Auto Reset with 30sec. Delay and 4th Time Shut Down.		
	UPS Mode Enable	>110% 1st Time Shut Down after 30sec. Delay		
		>150% Output Goes Down, Shut Down with 10 sec. delay		
Protection		Overload, Battery Low, Battery High, Over Temperature, Short Circuit, PV Reverse, PV High, Mains Fuse Trip, Grid Overload, Wiring Fault		
Switches and LED Indication	S.No.	Switch	Function(s)	Switch LED Status
	1	POWER	ON/OFF UPS Output	SYSTEM ON - LED ON , SYSTEM OFF - LED OFF
	2	Inverter/UPS	When it is Short Pressed it Enable UPS/Inverter Mode Selection. When it is long Pressed Enables the UPS Parameter Setting.	UPS Mode ON - LED ON , UPS Mode OFF - LED OFF
	3	SMF/TUB	When it is Pressed it Enables TUBULAR/SMF Battery Selection	TUBULAR Battery - LED ON , SMF Battery - LED OFF
	4	Hybrid/PCU	When it is short pressed it enables Hybrid/PCU Mode Selection	PCU Mode - LED ON, Hybrid Mode - LED OFF
5	Only LED	Solar Status Green/Red	Green LED ON - Full Solar used , Green LED Blinking - Partial Solar used , Green LED OFF - No Solar used , Red LED ON - PV Reverse Protection, Red LED OFF - No Protection Selected	
Display		Battery Voltage, Solar Charging Current, Grid Charging Current, Solar Load Current, Grid Voltage, Grid Frequency, Output Voltage, Output Frequency, Load in % on Battery, Load in % on Solar, Charging Mode, Protection, Charging Mode, Solar kWh(Saving), Solar Availability Status, Solar Working Mode (Hybrid/PCU Lite/PCU Ultra), UPS ON/OFF		
Parameters (Solar)				
Switching Element		MOSFET		
Operating Mode		Hybrid		
Type of charger		PWM		
SPV Charging Voltage	TUB	Boost	15V ± 0.02V (Each Battery)	14.2V - 15.5V
		Float	14.2V ± 0.02V (Each Battery)	13.6V - 14.5V
SPV Charging Voltage	SMF	Boost	14.3V ± 0.02V (Each Battery)	13.5V - 14.5V
		Float	13.9V ± 0.02V (Each Battery)	13.5V - 14V
Efficiency		≥97%		
Solar Current Min.		>1A (Below 1A, System will act like Solar Absent)		
Solar Current Max.		50A		
Input Voltage Range (Min - Max) Voc		17V - 25V	31V - 45V	
Maximum PV Power Recommended		1000W	2000W	
Parameters (Environment)				
Operating Temperature		0 - 50°C		
Cooling		Fan		
Max. Relative Humidity@25°C (Non-condensing)		95%		
Noise @1 metre		50dB		
Standard Compliance		IP20		
Weight(Kg) Gross		12kg	21.5kg	
Dimension LxWxH (mm)		395X335X225	395X385X270	

Note:- Elegant Unik 2012/S11 model support to 1HP branded Tullu pumps. Elegant Unik 4024/S11 model support to 1HP any make submersible pump.

*Due to continuous improvement technical specifications & product image can change without prior notice.

Elegant Plus

PWM Series PCU



CORE FEATURES

 <p>SMART HYBRID</p> <p>Intelligent Modes</p>	 <p>Pure Sine Wave</p>	 <p>TRUE CV CC PWM</p>	 <p>LCD DISPLAY</p>
 <p>Advanced DSP Technology</p>		 <p>AI Charge Sharing</p>	

- Big Display for Data
- Maximized Solar Usage through Intelligent modes.
- Incorporated with Microchip and ST DSP Engines
- Safety and Protections
- 5 Stage Battery Charging
- Multiple Battery Selection
- Sleek & Aesthetic design
- Works as standalone Solar Inverter in case of No-Grid

Elegant Plus

PWM Series PCU

Technical Specifications

Elegant Plus-PWM Series PCU							
Parameters			Rating			Adjustable Range	
Model			EP-PCUOGP-1112/S11	EP-PCUOGP-1512/S11	EP-PCUOGP-2224/S11	EP-PCUOGP-2724/S11	EP-PCUOGP-3524/S11
Capacity			800VA	1150VA	1715VA	2150VA	2850VA
Operating DC Voltage			12V			24V	
Typical Efficiency			≥80%			≥82%	
Switching Element			MOSFET				
Charger Topology			Boost MOSFET				
Parameters (Grid)							
Nominal Grid Voltage			230V				
Nominal Frequency			50Hz				
Frequency Range			45-55Hz				
Output PF:			0.7				
Battery Charging Method (5 Stage)			Soft Start/Bulk/Absorption/Float/Equalize				
Grid-Battery Charging	TUB (Default)	Boost	14.4V ± 0.2V (Each Battery)			13.8V - 15V	
		Float	13.8V ± 0.2V (Each Battery)			13V - 14.2V	
Grid-Battery Charging	SMF	Boost	14.2V ± 0.2V (Each Battery)			13.5V - 14.2V	
		Float	13.8V ± 0.2V (Each Battery)			13.5V - 14.2V	
Grid-Battery Charging Current	Enable	Default	15A ± 1A			5A - 18A	
		Maximum	18A ± 1A				
Grid Reconnect @Battery Voltage	Disable	Normal/Boost	Charging Current 0.0A			11V - 12.5V	
			11.7V ± 0.2V (Each Battery)				
Grid Low Cut Voltage	UPS Mode Enable	UPS Mode Enable	170V ± 10V				
		UPS Mode Disable	100V ± 10V				
Grid Low Cut Recovery	UPS Mode Enable	UPS Mode Enable	180V ± 10V				
		UPS Mode Disable	110V ± 10V				
Grid High Cut Voltage	UPS Mode Enable	UPS Mode Enable	265V ± 10V				
		UPS Mode Disable	290V ± 10V				
Grid High Cut Recovery	UPS Mode Enable	UPS Mode Enable	255V ± 10V				
		UPS Mode Disable	280V ± 10V				
Changeover (Batt. to Mains)	UPS Mode Enable/Disable					<6ms	
Changeover (Mains to Batt.)	UPS Mode Enable/Disable					<25ms	
DG Mode	Enable/Disable					Disable	
Parameters (Battery Mode)							
Output Phase			Single Phase				
Output Waveform			Sinewave				
Nominal Output Voltage			220V ± 5%				
Max. Output Current			2A	2.7A	4.20A	5.1A	7A
Nominal Frequency			50Hz ± 1				
Battery Low Buzzer			10.8V ± 0.02V (Each Battery)				10.5V - 11.1V
Battery Low Cut			10.5V ± 0.02V (Each Battery)				10V - 11.5V
Battery High Cut			16.5V ± 0.02V (Each Battery)				16.5V - 17.5V
Voltage THD			<3% (Linear Load)				
Overload Capacity	UPS Mode Disable		>110% 3-Times Auto Reset with 30sec. Delay and 4th Time Shut Down.				
	UPS Mode Enable		>110% 1st Time Shut Down after 30sec. Delay				
			>150% Output Goes Down, Shut Down with 10 sec. delay				
Protection			Overload, Battery Low, Battery High, Over Temperature, Short Circuit, PV Reverse, PV High, Mains Fuse Trip, Grid Overload, Wiring Fault				
Switches and LED Indication	S.No.	Switch	Function(s)		Switch LED Status		
	1	POWER	ON/OFF UPS Output		SYSTEM ON - LED ON , SYSTEM OFF - LED OFF		
	2	Inverter/UPS	When it is Short Pressed it Enable UPS/Inverter Mode Selection. When it is long Pressed Enables the UPS Parameter Setting.		UPS Mode ON - LED ON , UPS Mode OFF - LED OFF		
	3	SMF/TUB	When it is Pressed it Enables TUBULAR/SMF Battery Selection		TUBULAR Battery - LED ON , SMF Battery - LED OFF		
	4	Hybrid/PCU	When it is short pressed it enables Hybrid/PCU Mode Selection		PCU Mode - LED ON, Hybrid Mode - LED OFF		
5	Only LED	Solar Status Green/Red		Green LED ON - Full Solar used , Green LED Blinking - Partial Solar used , Green LED OFF - No Solar used , Red LED ON - PV Reverse Protection, Red LED OFF - No Protection Selected			
Display			Battery Voltage, Solar Charging Current, Grid Charging Current, Solar Load Current, Grid Voltage, Grid Frequency, Output Voltage, Output Frequency, Load in % on Battery, Load in % on Solar, Charging Mode, Protection, Charging Mode, Solar Kwh(Saving), Solar Availability Status, Solar Working Mode (Hybrid/PCU Lite/PCU Ultra), UPS ON/OFF				
Parameters (Solar)							
Switching Element			MOSFET				
Operating Mode			Hybrid				
Type of charger			PWM				
SPV Charging Voltage	TUB	Boost	15V ± 0.02V (Each Battery)			14.2V - 15.5V	
		Float	14.2V ± 0.02V (Each Battery)			13.8V - 14.5V	
SPV Charging Voltage	SMF	Boost	14.3V ± 0.02V (Each Battery)			13.5V - 14.5V	
		Float	13.9V ± 0.02V (Each Battery)			13.5V - 14V	
Efficiency			≥97%				
Solar Current Min.			>1A (Below 1A, System will act like Solar Absent)				
Solar Current Max.			30A	50A			
Input Voltage Range (Min - Max) Voc			17V - 25V		31V - 45V		
Maximum PV Power Recommended			550W	1000W	1800w	2000w	
Parameters (Environment)							
Operating Temperature			0 - 50°C				
Cooling			Fan				
Max. Relative Humidity@25°C (Non-condensing)			95%				
Noise @1metre			50dB				
Standard Compliance			IP20				
Weight (Kg) Gross			9.4kg	10.0kg	12.0kg	16.0kg	18.0kg
Dimension LxWxH (mm)			390X335X225		395X385X270		

Note:- Elegant plus 3524 model support to 1HP branded submersible pumps.

*Due to continuous improvement technical specifications & product image can change without prior notice.

Flare

MPPT Series PCU



CORE FEATURES

SMART HYBRID

Intelligent Modes

Pure Sine Wave

TRUE MPPT

Configurable User Settings

Remote Monitoring IoT

Advanced DSP Technology

AI Charge Sharing

- Big Data Big Display
- Built-in Energy Meter
- Maximized Solar Usage through Intelligent modes.
- 40% less panel required than other PCUs
- RS-232 (Industrial Standard MODBUS)
- Incorporated with Microchip and ST DSP Engines
- Safety and Protections
- IGBT based design and Fast Charging
- Wide range MPPT Input
- 6 Stage Battery Charging
- Multiple Battery Selection
- Sleek & Aesthetic design
- Works as standalone Solar Inverter in case of No-Grid

Elegant Plus

PWM Series PCU

Technical Specifications

Flare Series MPPT Solar PCU						
Parameters		Rating				
System Model Name		STF-PCU0GP-3548/S11	STF-PCU0GP-5748/S11	STF-PCU0GP-7548/S11	STF-PCU0GP-8596/S11	STF-PCU0GP-10120/S11
Capacity		3000VA	4000VA	5500VA	7500VA	10000VA
Operating DC Voltage		48V			96V	120V
Switching Element		Mosfet			IGBT	IGBT
Charger Topology		Boost Mosfet				
Parameter (Grid)	Default Value					Variable Range
Nominal Grid Voltage	230V					
Nominal Frequency	50Hz					
Frequency Range	45-55 Hz ± 1 Hz.					
Battery Charging Method 4 Stage	Bulk/Absorption/Float/Equalize					
Grid - Battery Charging	TUB (Default)	Boost	14.4V ± 0.2V (Each Battery)			13.8V-15V
		Float	13.8V ± 0.2V (Each Battery)			13V-14.2V
Grid - Battery Charging	SMF	Boost	14.2V ± 0.2V (Each Battery)			13.5V-14.2V
		Float	13.8V ± 0.2V (Each Battery)			13.5V-14.2V
Grid - Battery Charging Current	Enable	Default	15A ± 1A			5A-18A
		Maximum	18A ± 1A			
		Normal/Boost	Charging Current 0.0A			
Grid Reconnect @ Battery Voltage		11.7V ± 0.2V (Each Battery)				11V-12.5V
Grid Low Cut Voltage	UPS Mode Enable		170V ± 10V			
	UPS Mode Disable		100V ± 10V			
Grid Low Cut Recovery	UPS Mode Enable		180V ± 10V			
	UPS Mode Disable		110V ± 10V			
Grid High Cut Voltage	UPS Mode Enable		265V ± 10V			
	UPS Mode Disable		290V ± 10V			
Grid High Cut Recovery	UPS Mode Enable		255V ± 10V			
	UPS Mode Disable		280V ± 10V			
Changeover (Batt. To Mains)	UPS Mode Enable/Disable		<6ms/<6ms			
Changeover (Mains To Batt.)	UPS Mode Enable/Disable		<6ms/<30ms			
DG Mode	Enable/Disable		Disable			
Parameter (Battery Mode)						
Output Phase	1 Phase					
Output Waveform	Sinewave					
Nominal Output Voltage	220V ± 5%					
Max. Output Current	9.5A	13.5A	17.5A	27A	35A	
Discharging Current	50A ± 2A	75A ± 2A	105A ± 2A	50A ± 2A	70A ± 2A	
Nominal Frequency	50Hz ± 1%					
Battery Low Buzzer	10.8V ± .02V (Each Battery)					50-60 Hz
Battery Low Cut	10.5V ± .02V (Each Battery)					BLC +0.3V
Battery High Cut	16.5V ± .02V (Each Battery)					10V - 11.5V
Typical Efficiency	≥ 84%					
Voltage Harmonic	< 3% (Linear Load)					
Over Load Capacity	UPS Mode Disable	>110% 3-Times Auto Reset with 30Sec. Delay and 4th Time Shut Down				
	UPS Mode Enable	>110% 1st Time Shut Down after 30 Sec Delay.				
		>150% Output Goes Down				
Protection	Overload, Battery Low, Battery High, Over Temperature, Short Circuit, PV Reverse, PV High, Mains Fuse Trip, Grid Overload					
Switches and LED Indication	S.No.	Switch	Function(s)		Switch Led Status	
	1	POWER	ON/OFF the UPS Output		SYSTEM ON - Led ON SYSTEM OFF - Led OFF	
	2	INV/UPS	When it is short pressed it enables UPS/Inverter Mode Selection. When it is Long pressed Enables the UPS Parameter Setting. The LCD Displays : "Edit Parameters Setting". The Switches function now change to: POWER - Enter/OK Switch.		UPS Mode ON - Led ON UPS Mode OFF - Led OFF	
	3	SMF/TUB	When it is short pressed it enables TUBULAR or SMF Battery Selection.		TUBULAR Battery - Led ON SMF Battery - Led OFF	
	4	HYBRID/PCU	When it is Short pressed it Enables the Hybrid or PCU Mode Selection.		PCU Mode - Led ON HYBRID Mode - Led OFF	
5	ONLY LED	Solar status Green/Red		Green LED ON - Full Solar Used Green LED Blinking - Partial Solar Used Green LED OFF - No Solar Used Red LED ON - PV Reverse Protection Red LED OFF - No Protection Selected		
Display	Battery Voltage, Solar Charging current, Grid Charging current, Solar Load Current, Grid Voltage, Grid Frequency, Output Voltage, Output Frequency, Load in % on Battery, Load in % on Solar, Charging Mode, Protection, Charging Mode, Solar Kwh(Saving), Solar availability Status, Solar Working Mode(HYBRID/PCU LITE/ PCU ULTRA), UPS ON/OFF.					
Photovoltaic Input						
Input Voltage Range (Min - Max)	80 - 260 VDC					
Maximum PV Power Recommended	3.0 KW	4.0KW	5.5 KW	7.5 KW	10 KW	
MPPT Based Charging Controller						
Switching Element	Mosfet					
Controller	ARM- Cortex					
Type of Charger	MPPT					
Efficiency	95%					
Parameter (Environment)						
Operating Temperature	0 - 50°C					
Cooling	Fan					
Max. Relative Humidity @25°C (Non Condensing)	95%					
Noise @ 1 Meter	50dB					
Standard Compliance	IP20					
Weight (kg)	28.34	31.2	45	45.8	68.1	
Dimension L x W x H (mm)	430X400X500			520X400X640		

*Due to continuous improvement technical specifications & product image can change without prior notice.

INDIA'S TRUSTED



CONTACT US

Ph: 011-41183116, +91 97176 91800 |  +91 93113 13734

Email: servotech@servotechindia.com | Website: www.servotech.in

Servotech Renewable Power System Ltd.

Corporate Office : 806, 8th Floor, Crown Heights, Sector-10, Rohini, New Delhi - 110085

Warehouse: Khasra No. 8/5, 6, 14/2, 15/1, 16/2 Min & 17, Jakhauli Road, Jhundpur, Sonipat, Haryana - 131021

Reg. Add. & Kundli Plant: Khata No. 1970, Khewat No. 1672, Khasra No. 21/20/2/2, Revenue Estate, Kundli, P.S.Rai, Sonipat, Haryana - 131029

Safiabad Plant: Killa No. 14/6/1/2 (0-3), 6/2/3 (5-13) Village-Safiabad, Pana Paposhian, Rai, Sonipat, Haryana - 131029

